



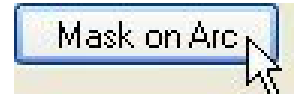
Services Four Automation

S4A Training Programs

Using Invert Selection with Mask on Arc

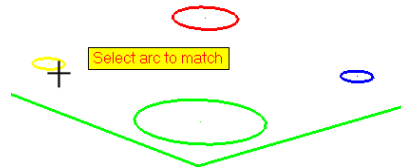
The mask on arc feature in Mill and Router drilling operations helps select specific size holes to drill.

This may be the fastest way to select and filter locations.



1. Call *Toolpaths- Drill* by your preferred method.
2. When the drill point select dialog box appears click the mask on arc button.

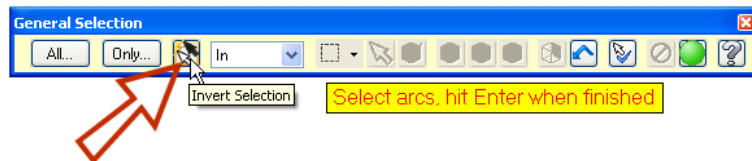
3. Select an arc to set the size mask.



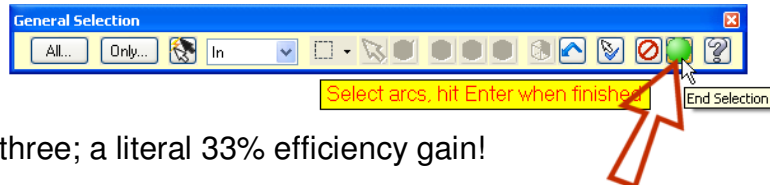
At this point we typically pick two window corners then click the Green Ball ... (that's three clicks total)

Try this instead

4. Click *Invert Selection*



5. Click the Green Ball



That's two clicks instead of three; a literal 33% efficiency gain!



You could assign a keyboard shortcut to invert using keymapping